



File Name: Cabela s big game hunter 2012 instruction manual.pdf

Size: 3568 KB

Type: PDF, ePub, eBook

Category: Book

Uploaded: 29 May 2019, 21:33 PM

Rating: 4.6/5 from 628 votes.

Download Now!

Please check the box below to proceed.


I'm not a robot



reCAPTCHA
Privacy - Terms

Book Descriptions:


Cabela's big game hunter 2012 instruction manual




The story mode is very short but needs to be played twice. Once to complete the story and another so that you can get Gun Master, where you have to only use your Compound bow and Trophy gun to complete the levels. You also need to play through the shooting gallery but you dont need to actually complete all of the levels, you just need to aim for the specific achievements in the gallery. I will outline which achievements are shooting gallery related in the guide. There are three different gallery types Reflex, target, and normal shooting. You will only need to use the target gallery to hit the exploding cans. I would recommend using the Reflex gallery to get Dead Eye and King of Reflexes. Then get the rest on the normal shooting galleries. This step should take you 12 hours. Only buy the best upgrades available for each gun and dont bother with the weapon skins for Pimp My Gun. This step should take you about 35 hours. You cannot use any other weapon so leave the bird shooting to later. You can use this playthrough to kill small animals by using the trophy gun and slowing the time down. Kill the birds you have left over using the method in the guide. The Topshot Elite gun is not needed whatsoever. This game is pretty fun and easy to playthrough. Once the Shooting gallery is out of the way it is clean sailing to 1000. You have to complete the game in order to unlock the final gun which is the Trophy gun. You can only upgrade the rifle, long ranged rifle, shotgun, and the Compound bow. Also it is important to know that you only need to buy the best upgrade available for the gun you dont need the lesser upgrades for this achievement to unlock. So for instance on the bow only buy the best ammo, best sight etc and that will mean you have fully upgraded it. I also dont think you need to bother with the weapon skins for this achievement. You should be able to get this on your first playthrough. If not youll get this on your second playthrough while going for Gun

Master. <http://cmtsport.com/pliki/devicenet-safety-system-configuration-manual.xml>

- cabela s big game hunter 2012 instruction manual.




Pump It Up 30 Hunt 300 birds with the Shotgun in Story. 2 All you need to do is hunt 300 birds with a shotgun in story mode. This will more than likely take two playthroughs. I would suggest you do the method below because on your second playthrough you will be going for the Gun Master achievement and using the shotgun disables the achievement. Here is how to boost it really fast load up Texas day 1 hunt 2. You will come to a open area with fences on both sides. You will be able to shoot about 3550 birds each time. After you kill the birds just walk forward a little and shoot the trophy boar and you will get an auto save. Then just quit to the main menu and choose this level again. Only takes about 1520 minutes to get 200 birds killed. Also make sure you use your shotgun as kills with the other guns dont count. Just use shooting blinds and aim for the Trophy Animals organs like the heart and lungs for bonus points. The best way of getting money fast is when you have an objective to kill multiple animals that run past the screen This happens like twice in story just go nuts and kill as many as you can. I would go as far as saying its story related. Spoorer 15 Find 20 tracks in Story. You will always find a set of animal tracks when you are trying to find the next trophy animal. They will show up as yellow prints when you are in detective mode simply walk over to them and press and you will get a short cutscene showing the animals last known direction. You should get this halfway through your first playthrough if you do it to every track you see. Hungry for Fame 30 Upload 20 pictures. 11 This achievement is a bit glitchy but will unlock with persistence. You have to take pictures and then upload them to your Facebook account. You unlock the camera later on in the game and it shows up in one of the weapon slots. Simply zoom in and take a photo and then press and login to Facebook and then upload it. <https://domprirody.com/userfiles/devicenet-netmeter-manual.xml>



You may want to number each photo so you can track how many you have uploaded. Just keep doing this over and over it doesn't matter what rating the photo gets. After a while though it will say upload failed when it does this try dashboarding and retrying or leave it a couple of hours and retry. I had to have 20 pictures uploaded on the same day for this to unlock but it may vary for others. Detective 15 Spend 15 minutes total in detection mode. To use detective mode press. Animals, hiding spots, and hunting blinds will show up in different colours highlighted. You should be able to get this naturally on your first playthrough because it is really helpful to use. If you don't just turn it on and leave it going for however long you need. Gun Slinger 30 Shoot 10 trophy animals while using the Trophy Gun. You unlock the Trophy gun after completing the game for the first time. The Trophy gun is hands down the best gun on the game and is very easy to use. You should unlock this while going for Gun Master so please see that achievement for more details. Bushman 15 Spend one continuous minute fully covered by vegetation. You can do this at any point during the game simply go into a bush and the sides of your screen should go black. When this happens just simply hide there for 1 minute. Animals cannot break your cover so don't worry. Shadow 30 Finish any location in Story without alerting any trophy animal. There's no need to go out of your way for this achievement. If you play the game by being as discreet as possible you should unlock this on any random level. The easiest level to get this on would probably be the first mission. Anatomy Saved My Life 15 Win 10 skillshots in Story. A skillshot is when a predator jumps out at you in slow motion and you have to kill it before it kills you. You will get this by naturally playing through. They are very easy to kill. Heartbreaker 30 Hunt 10 big game trophies by shooting them through the heart.

2 To do this get a rifle or a long range rifle and zoom in on a trophy animal then hold to go into slow motion. While in this mode try and find the heart on the animal usually below the lungs. After you shoot you should get a bullet cam and you'll get a heart shot. Rinse and repeat 9 more times. Secret Seeker 20 Find 7 hidden locations in Story. 1 Hidden locations are darted around the levels and offer little side missions. For example during the first mission the commentator will tell you that you just passed a hidden location unless of course you found it. They are mostly very easy to spot and since you only need 7 you can miss a few. If you look at the stats of each mission they will tell you

how many hidden locations there are for that level. If you dont unlock this during your first playthrough just keep an eye out next playthrough. Look for trails that dont lead anywhere near the trophy animal. Gun Master 100 Finish every Story map using only the Trophy Gun and the Compound Bow. 6 For this achievement you need to complete the game using only the trophy gun and Compound bow. After you complete the game for the first time you will unlock the Trophy gun. You cannot use any other weapon which includes the shotgun, rifle, and long range rifle. You cannot for instance use the shotgun to hunt birds as this will disable the achievement. So you need to go on to level select and play through the missions using only the trophy gun and compound bow. Try to remember which levels you have done because it starts you at the last level every time you complete a level. You can replay the levels in any order and if you do use another gun for a level dont worry just replay that level and the achievement will unlock. I for instance hunted birds with a shotgun for the first two levels and had to replay them for the achievement.




<http://www.diamondsinthemaking.com/content/3m-d15-manual>

To get the kills for the small and animals and birds just use the methods I have outlined in the guide and not during this playthrough it will be easier that way. Close and Personal 30 Shoot any big game from less than 15 yards. Just keep creeping up to a trophy animal using crouch and bushes to hide and then zoom, in with your rifle and check the yard and fire. Slow motion will be a big help for this achievement. Devarminator 30 Hunt 200 small game land animals in Story. Small game animals include Warthogs, foxes, and rabbits. This may take two playthroughs to get. I would recommend on your second playthrough to use your Trophy gun to kill any small animals you can this is because you can slow down time and it also wont void that achievement unlike using the shotgun. Paparazzi 15 Take 30 pictures in Story. Simply take 30 pictures with your camera. You get the camera later on in the game. The pictures dont have to be a certain quality either. Become a Legend 100 Finish

Story Mode. Story Related and Cannot be missed. Skill or Luck 30 Hunt any trophy with one shot over 280 yards. 6 Method that works Mexico Day 3, Hunt 2. Use the 250 point blind, shoot close to the target to make it flee, then take down after it hits 280 yards. Must be done in one shot. Description is kind of confusing, but just means it has to be a one hit kill. Also, target is usually at 280 yards after passing the cacti on the right. Shoot a few meters ahead of the deer for a clean kill. Bow Mastery 30 Hunt 15 big game trophies while using the Compound Bow. You first get the bow on Texas day 1. You may get this on your first playthrough and it isnt very difficult to do so. You will get the bow about halfway through the game. After you complete the brief training to use it you will get hunts that require you to use the bow. Simply keep using it while you can and it will unlock either on this playthrough or your Gun Master playthrough.

<http://airsportstenerife.com/images/bravo-ph-monitoring-system-manual.pdf>



Some of the trophies will need to be dealt with in this manor, but not all. Aim for the neck as its a quick kill. Archer 15 Hunt a bird using the Compound Bow. You get the bow on Texas day 1. The easiest way to get this achievement is to use your detection mode during certain hunts to spot birds sitting in the trees. A good spot for this is a couple of hunts after you first get the bow there is some stealth missions and there will be a lot of birds on tree branches, very easy to spot them. Lucky Luke 30 Hunt an animal from at least 40 yards without using your scope or sights. 1 The earlier missions are perfect as they have plenty of trophy animals in close range. You may want to upgrade your rifle but it more than likely wont be needed. Adrenaline Seeker 30 Hunt a trophy animal while its alerted and running away. You could get this when you try and get the 280 yards shot achievement with the method that I posted but really you can get this easily at any point. Good Reflexes! 15 Hunt 10 Target of Opportunity animals. 2 A target of opportunity is an animal that usually runs past you and you have to kill it quickly. You may get this on your first playthrough if not simply keep trying

different routes on your second playthrough. There are more than 10 available and they are very hard to miss. Hunting The Hunters 15 Shoot 10 predators during a single player Arcade Shooting Gallery. 3 Arcade Shooting Gallery Achievement An easy way to get this is to load up the first level on Montana Woodlands and as soon as you see a red sign in front of you look in to the distance on the right. Two mountain lions will run across the screen, shoot them and then dont shoot anything else. You will fail that section so will have to replay, rinse and repeat five times until you unlock the achievement. Also remember after each two kills to shoot the ground in order to lose your bonus or else you will get more points that required so will have to continue.

<http://mstar2k.com/images/bravo-ph-receiver-manual.pdf>



King of Reflexes 30 Win any 1 Player Reflex Shooting Gallery hunting all animals in the correct order. 8 Arcade Shooting Gallery Achievement Switch to the Reflex Galleries and enter the first level Namibia available. You have to hit the animals in order the symbols are displayed. I had quite a hard time doing this until I learned the best way to approach each section. Just keep trying different ways to get the animals and you should get this after a few frustrating attempts. Always use the shotgun for birds as they are quite hard to hit otherwise. Deadeye 30 Win any single player Shooting Gallery while not missing a shot and scoring 20000 or more. 2 Arcade Shooting Gallery Achievement This is the easiest way to get the achievement hands down Start up Namibia reflex shooting gallery Complete the first two waves You have ten tries to complete this wave, so do nothing for all of the tries letting the timer run out. Demolition Expert 15 Shoot 10 exploding cans in single player Target Shooting Galleries. 3 Arcade Shooting Gallery Achievement There are exploding cans in the first Target Gallery Mexican Camp. The totals are cumulative. So you can replay the level to get to 10. They will be pointed out by the game so you should know what they look like. True Hero 15 In any 1 Player Arcade Shooting Gallery make your Hunter Award reach five stars. 2 Arcade Shooting Gallery Achievement The stars rack up as you get multiple kills without missing. All you have to do is get consecutive kills long enough to get your stars up. The easiest way to do this is to equip your shotgun and shoot birds. You could also keep target assistance on and it will keep your gun sights tracked on the animals. Let Them Fall 30 Shoot 100 birds in single player Shooting Galleries. 1

Arcade Shooting Gallery Achievement Just keep shooting birds in the first arcade gallery and you'll unlock this achievement in no time, especially if you're using that gallery for the "Clean!" achievement. Clean!

30 Hunt at least 75% of male animals in any single player Arcade Shooting Gallery. 4 Arcade Shooting Gallery Achievement This is by far the hardest achievement in the game followed by King of Reflexes. The easiest way to get this achievement is to follow this method On the first arcade gallery shoot the first 14 Big Game animals to shoot in the first section. The first 4 animals at the beginning you cant shoot but they count. After this 14 there comes the second section with only Birds. Just do nothing! Let the time always run out again and again until the Game is over! Ten times After that you will get the trophy because you have shot 14 from 18 Big games and so 75%. There should be three animals at once, then another 3, then 8 at the end which is the hardest part. Make sure you have aim assist turned on to make this a lot easier. I got it on my first try with aim assist on while using a normal Xbox 360 controller. Rating 0 79 0 You need to log in or register to rate games. User Score is based on 20 user ratings. By continuing past this page, you agree to abide by the Terms of Service. All Rights Reserved. The ratings icon is a trademark of the Entertainment Software Association. All other trademarks and trade names are the properties of their respective owners. KINECT, Xbox, Xbo x 360, Xbox LIVE, and the Xbox logos are trademarks of the Microsoft group of companies and are used under license from Microsoft. Ask your question here. Provide a clear and comprehensive description of the issue and your question. The more detail you provide for your issue and question, the easier it will be for other Microsoft Cabelas Big Game Hunter 2012 owners to properly answer your question. Ask a question About the Microsoft Cabelas Big Game Hunter 2012 This manual comes under the category Games and has been rated by 1 people with an average of a 5.3. This manual is available in the following languages English.

<http://www.dnevi-sekretarjev.eu/wp-content/plugins/formcraft/file-upload/server/content/files/1626efd199b15---bosch-pst-900-pel-manual.pdf>

Do you have a question about the Microsoft Cabelas Big Game Hunter 2012 or do you need help. Ask your question here Microsoft Cabelas Big Game Hunter 2012 specifications Brand ManualSearcher.com ensures that you will find the manual you are looking for in no time. Our database contains more than 1 million PDF manuals from more than 10,000 brands. Every day we add the latest manuals so that you will always find the product you are looking for. Its very simple just type the brand name and the type of product in the search bar and you can instantly view the manual of your choice online for free. ManualSearcher. com If you continue to use this site we will assume that you are happy with it. Read more Ok. Please help improve it or discuss these issues on the talk page. Learn how and when to remove these template messages The specific problem is Should contains a lot of encyclopedic information Please help improve this article if you can. August 2015 Learn how and when to remove this template message Please help improve this article by adding citations to reliable sources. Unsourced material may be challenged and removed.Each location features three different primary days with five different hunts available from the start of the region. The game features a big variety of environments available including lush forests, dry deserts, craggy mountains, flooded plains, scorching savannas and the freezing tundra. Each region features a variety of animals each specific to the environments in which can be hunted throughout the game. But other new things are implemented in this game to work against the player, such as animals now having some of the most improved and most realistic AI in any game, meaning they could easily see, smell, or hear you if you make a wrong move. Getting to your target is now more challenging with the implementation of stealth hunts and timed hunts.

accofire.com/ckfinder/userfiles/files/contractor-safety-meeting-manual.pdf

Stealth hunts are when the males are not within reach and the player must use stealth and cover

usually thick bushes, logs, and rock formations to avoid females, noisy terrain, and other animals like birds. The player is also given a device called a UTD that measures your presence to the animals. A lowpitched beep means that the animals are calm and cant detect you, medumpitched beeps indicate that animals are starting to detect your presence, and highpitched beeps tell the player that animals have clearly spotted the player and they are about to run away. A timed hunt is activated either when you reach your target, a predator or another force that could disturb the animals appears and the player must kill the target in a certain amount of time; or when the animals appear as a large herd and the player must kill a certain number of males before time runs out. Many birds and small mammals roam around for the player to shoot at their leisure. Sometimes the player can reach a hidden area, where they have an opportunity to photograph rare animals and natural behaviors. Theres also a gun store where players can buy, customize, and upgrade their weapons. Players can place trees, foliage, water, terrain formations, and animals found in the game or create custom animals, which they can hunt with friends with online connectivity. Players can set challenges to compete in hunting the rarest animals and like Campaign mode, players can also buy and customize their weapons for each type of situation a typical weapon is usually a variation of a scoped boltaction hunting rifle. There are multiple shooting galleries like arcade, where you can kill as many animals as want, target, which you can use to practice your marksmanship by shooting wood cutouts of animal targets, or reflex which tests your hunting skills by instructing the player to kill certain animals in a chronological order.

The game was released packaged with the Top Shot Elite, a plastic peripheral for the Wii controller. The player starts in Montana, Sharps homeland, where he hunts red deer, whitetailed deer, pronghorn, and hunt an elk before wolves scare it away. The next day a wounded mountain lion terrorizes the area, and Sharp must kill it. The player heads to Mexico, where he hunts whitetail, bighorn sheep, pronghorn, and mule deer. After taking shelter in an arroyo during a sandstorm, Sharp finds boot tracks, confident that someone trespassed into his zone. Just as hes approaching a bison herd, a rifle fires and misses, scaring them off. Its revealed Matisse fired, trying to make Sharp miss his chance. The two argue, but Hathcock shames them. The radio gets a distress call from Freidkin, with Hathcock telling Sharp to check it out. Sharp finds that Freidkins stand was knocked over by a startled bison, making him fall 70 feet down into a gorge. Sharp must then defend him from meatcraving boars until medical assistance arrives. Freidkin is taken to a hospital, where his left leg is amputated, making him drop out. The player goes to Namibia, where he hunts blackbuck, impala, zebra, wildebeest, greater kudu, White rhino and Cape buffalo. Sharp comes across lion tracks, confirming that a hunting pride is scouring the area. Sharp hears as Cassidy alerts everyone that he and his kill are surrounded by lions. As Cassidy starts to panic, Sharp instructs him to abandon his trophy and jump into a nearby ravine. There are several roars and a scream as several birds are flushed from the trees. Sharp runs to the site, finding nothing but Cassidys rifle and pack with smears of blood. Sharp sees the male lion in the distance, and must dispatch the lionesses. Hes then ambushed by the lion, and as hes about to kill Sharp a shot fires, and the lion pauses and falls to his side. Sharp sits up and sees Matisse, revealing he shot the lion for himself, saving his life.

Authorities scour the area, but Cassidys body is never found. Meanwhile, a maneating grizzly bear named Bloody Ben has been terrorizing the island for the last decade, and poses a huge threat to the hunters, spectators, and game animals in the area. The player hunts red deer, Sitka deer, elk, Dall sheep, caribou, and moose. In the midst of the blizzard, Sharp finally finds Bens tracks, and just as hes about to shoot, a man jumps in front of his scope, revealed to be Matisse. He aggravates the bear by shooting twice, but is mauled. Sharp runs to Matisse, badly injured and passed out. Sharp is then startled by the bear, and jumps to the ground for his rifle as Bloody Ben closes in for the kill. Sharp kills Ben after shooting him 6 times in his vitals. Matisse wakes up, only to see Sharp looking at him with a confident smirk and Bloody Ben dead behind him. Matisse admits defeat to Sharp and

apologizes for everything hes done. Sharp then sells Bens skin to the Order, and he uses the money to go to Hawaii the next summer. The game ends. By using this site, you agree to the Terms of Use and Privacy Policy. Activision Platforms It released on November 6, 2007. The gameplay relies on hunting tags for each animal in the game. After shooting the one the players has a tag for, the adrenaline meter goes up. There are 12 story levels, with Order of Orion via radio, placed in territories across the world like mountains of Canada, New Zealand, the deserts of Argentina, and others. The goal is to find and hunt various animals with Wildes hunting senses, as a requirement to be accepted in the club. Falling off ledges or logs, or stepping on noisy terrain could cause failure in the hunt. Retrieved March 12, 2019. By using this site, you agree to the Terms of Use and Privacy Policy. Our payment security system encrypts your information during transmission. We don't share your credit card details with thirdparty sellers, and we don't sell your information to others.

Used Like New Ships direct from Amazon. Something we hope youll especially enjoy FBA items qualify for FREE Shipping and Amazon Prime. Learn more about the program. Please try again. Please try again. In order to navigate out of this carousel please use your heading shortcut key to navigate to the next or previous heading. In order to navigate out of this carousel please use your heading shortcut key to navigate to the next or previous heading. Page 1 of 1 Start over Page 1 of 1 In order to navigate out of this carousel please use your heading shortcut key to navigate to the next or previous heading. Register a free business account Please try your search again later. Players can climb an area to get a better angle for the shot but risk being spotted, or they can take a low elevation route with poor visibility but plenty of concealment. Nature doesnt always wait for you to make the first move as the dynamic weather and natural hazards make the hunt even more challenging. The challenge doesnt end there. Cabelas Big Game Hunter 2012 ups the ante with the most realistic animals ever seen in the Cabelas series. Every animals unique movement gives clues on what the animal will do next. In order to bag the trophies, players will have to avoid detection through cunning, skill, and deception. They must also utilize master hunting skills such as advanced stalking techniques so they can quickly move through cover and close in on their targets. Savings represents a discount off the List Price. To calculate the overall star rating and percentage breakdown by star, we don't use a simple average. Instead, our system considers things like how recent a review is and if the reviewer bought the item on Amazon. It also analyzes reviews to verify trustworthiness. Please try again later. Holly Maki 4.0 out of 5 stars It allows for different ways to play single player as well as multi player and online. I decided not to purchase the gun with it as it would have been a waste.

Used only the regular PS3 controller, do not have the other piece to play it with the move wand. Overall had a good time with it, would not recommend for children and teens with a compromised reality. Kind of violent if you dont like killing animals which I dont like but is a fun way to pretend. The story line is incredibly engaging and gets you involved in it. These guys have done a good job covering regions across the world. Arcade mode is a stress buster whereas the reflexes mode is real challenger. I dont think these guys could have done any better job as it gets as realistic as it could. Only issue I find is it is a bit slow when you are turning left right and seems a bit unresponsive. Thats the reason i gave it only 4 stars. Sorry, we failed to record your vote. Please try again WORKS GREAT WITH PlayStation Eye Camera, PlayStation Move, PlayStation Navigation Controller, PlayStation Sharpshooter and the PlayStation 3 Controller. Sorry, we failed to record your vote. Please try again But was decent enough. I knew what i was getting so im happy. UPDATE. WAY FUNNER WITH THE SHARPSHOOTER, bottom one in photo. Top one works but the nav controller holder sucks making accuracy difficult. Sorry, we failed to record your vote. Please try again Sorry, we failed to record your vote. Please try again Sorry, we failed to record your vote. Please try again Sorry, we failed to record your vote. Please try again The graphics are brilliant. We couldnt get the gun to work with the sight, so we use it without. Its worth the money though. I would recommend it. Sorry, we failed to record your vote. Please try again Sorry, we failed to record your vote. Please

try again. Used Very GoodPlease try again.Please try again.Please choose a different delivery location.In order to navigate out of this carousel please use your heading shortcut key to navigate to the next or previous heading.

In order to navigate out of this carousel please use your heading shortcut key to navigate to the next or previous heading. Page 1 of 1 Start over Page 1 of 1 In order to navigate out of this carousel please use your heading shortcut key to navigate to the next or previous heading. Register a free business account Full content visible, double tap to read brief content. Please try your search again later.Edition Standard Players can climb an area to get a better angle for the shot but risk being spotted, or they can take a low elevation route with poor visibility but plenty of concealment. Nature doesnt always wait for you to make the first move as the dynamic weather and natural hazards make the hunt even more challenging. The challenge doesnt end there. Cabelas Big Game Hunter 2012 ups the ante with the most realistic animals ever seen in the Cabelas series. Every animals unique movement gives clues on what the animal will do next. In order to bag the trophies, players will have to avoid detection through cunning, skill, and deception. They must also utilize master hunting skills such as advanced stalking techniques so they can quickly move through cover and close in on their targets.Edition Standard Savings represents a discount off the List Price.To calculate the overall star rating and percentage breakdown by star, we don't use a simple average. Instead, our system considers things like how recent a review is and if the reviewer bought the item on Amazon. It also analyzes reviews to verify trustworthiness. Please try again later. AndyMcDaniels 3.0 out of 5 stars Its not quite a fun as being outside, but it is great on a rainy day or an evening at home. Use the HTML below. See our Video Games Guide for more. See the full gallery Nature doesnt always wait for you to make the first move as the dynamic weather and natural hazards make the hunt even more challenging. The challenge doesnt end there.

<https://www.informaquiz.it/petrgenis1604790/status/flotaganis20032022-1454>